

Starting a Piano Program at Your School

MRS. APRIL MARQUARDT

WORSHIP CONFERENCE, JUNE 2017



Why Start a Piano Program?

It's a common complaint that there aren't enough church musicians in our churches.

What can we do? The future of church music is in our schools, and what better place to begin molding church musicians than in our Lutheran Elementary Schools.







Starting and Maintaining a Thriving Music Instruction Program

Is there a need?

Proper channels – School Board, Church Leadership

Write a proposal – include benefits of piano instruction as well as details such as how many lessons per quarter, pricing, billing

What Next?

Registration Documents

Sign-up – this will give you an approximate number of students. Expect more to sign up the first day of school, and possibly some stragglers after two weeks of piano lessons when the children go home and ask if they can take piano because their friends are taking piano.

Policies – have these in place and distributed to all parents.



Piano Tuition Schedules

There are approximately thirty weeks of piano lessons during the school year, with six weeks used as make-up weeks. Lessons cost \$14 each.

Quarter 1 (8 weeks):

Tuition due August 29 (\$92.00)

Regular Lessons Weeks of Aug 29,
Sept 6, 12, 19, 26,
Oct. 3, 10, 17.

Make-up week Oct 24-26

Quarter 2 (6 weeks):

Tuition Due Nov. 4 (\$84.00)

Regular Lessons Weeks of Oct 31,
Nov 7, 14, 21, 28,
Dec. 5,

Make-up weeks Dec 12 AND Dec 19

Quarter 3 (9 weeks):

Tuition Due Jan. 4 (\$112.00)

Regular Lessons Weeks of Jan 2, 9, 16, 23, 30
Feb 6,13,20,27

Make-up week March 6

Quarter 4 (9 weeks):

Tuition Due Mar 7 (\$92.00)

Regular Lessons Weeks of Mar 13, 20,
April 3, 10, 17, 24,
May 1, 8

Make-up weeks May 15 and May 22

Who We Are

About Us – you could add this

Contact Us

Phone: 262-673-3811

Mrs. Wiedoff: 262-224-0841

Mrs, Marquardt: 262-673-8006

Email: rwiedoff@peacehartford.org

amarquardt@peacehartford.org

\



PIANO LESSONS AT PEACE LUTHERAN SCHOOL

2016-2017 Information

**PIANO LESSONS AT PEACE
LUTHERAN SCHOOL**

1025 Peace Lutheran Drive
Hartford, Wi 53027

Are Piano Lessons Right for My Child?

Thank you for expressing interest in the Piano Program at Peace Lutheran School. Music is a gift from God. Using those gifts to glorify and praise God is the ultimate goal. Piano lessons develop coordination in mind and muscles. This transfers to many daily activities, including improved hand-eye coordination, greater enjoyment and ability in sports, and the full use of both left and right sides of the brain. It also will help with confidence, concentration, discipline, patience, determination and perseverance.

Piano lessons are similar to sports skills – once your child grasps the fundamentals, consistent practice must continue in order to move forward and improve.

By offering piano lessons during the school day, we help eliminate another “extra” during the after school time. This will allow some extra time for the student to enjoy family time at home and make those evening hours easier on the whole family.

Scheduling

Your child will be scheduled for a thirty-minute lesson once a week. The piano teachers consult with the classroom teacher to determine the best time for the student’s piano lesson. Classroom work is the first priority, so lessons may be scheduled during a portion of a recess or lunch or at a time that is least disruptive to his/her learning. There are also times available both before school and after school. Please let us know if those before/after school times suit your schedule.

If your child has had lessons previously from one of the teachers, we will make every effort to adjust the schedule so he/she can continue with the previous teacher. The teachers will work together to place new students with the teacher best suited to them.

Those students who wish to continue piano during the summer have the option to have lessons at one of the piano teacher’s home studios.

Missing a Lesson

Lessons will be made up if a child is ill, on a field trip, or is completing standardized testing at the time of his/her lesson. Lessons will also be made up if the teacher is ill or cannot teach the lesson for some

Piano Books

Teachers will purchase books for the students and the parents will pay the teacher directly. Depending on ability and motivation of the student, new books are needed every six months to a year. Cost for each level of books is approximately \$30.00.

Successful Piano Instruction depends on collaboration among the teacher, parent and student.

Responsibilities of the teacher

- to teach the student how to play and practice the piano
- to communicate with the parents and student via the piano notebook

Responsibilities of the student

- to practice properly (it is especially important to practice the day of the lesson so certain techniques are remembered)
- to learn to play the piano
- to mark practices in the notebook

Responsibilities of the parent

- to support the student by setting up a practice schedule and routine, and to follow through with the student practicing 20 minutes or more each day
- to assist the child in bringing piano materials to school on the lesson day.
- to communicate with the teacher and sign the practice notebook each week

School – Billing, Payment

Quarterly Schedules or Semester

Keeping Track of Money

At Peace Lutheran, the parents pay \$14 per lesson. The student accounts are billed at the beginning of each quarter. The teachers receive approximately \$12.35 per lesson, so the remainder goes toward the school general fund to offset the cost of electricity and piano tuning.

Quarter 1 (8 weeks):
Tuition due August 29
(\$112.00)
Regular Lessons
Weeks of Aug 29,
Sept 6, 12, 19, 26,
Oct. 3, 10, 17.
Make-up week Oct 24-26

Scheduling

Teacher Schedule

After the teachers have their school day schedule set, ask each for a copy with their preferred times where kids could miss a half hour of class. Begin scheduling with the grade who has the least amount of flexibility. In our school, Language Arts and Religion are usually the ones that the students do not miss. Exception to this is Grade 1-2 Christ Light, as they spend two days on the Bible Lesson and we have the parent agree to go over the lesson with the child at home.

Marquardt Piano/Vocal Schedule 2016-2017

	Monday	Tuesday	Wednesday	Thursday	Friday
7:20				Caden (4)	
8:00				Gavin (1)	
8:30				Griffin (1)	
9:00		Laila (2)		Audrey (2)	Ava (1)
9:30		Cael (7)		Haley (7)	Spanish 8 and Spanish 7
10:00		Emily (8) V	10:15-10:45 Madyson (7) V	Hayden (2)	
10:30		Alaina (8) V			
11:00		Morgan (3)	Ava (4)	Sophia (2)	
11:30		Madelyn (3)	Evan (3)		
12:00		Brianna (8)	Haley (7)	Alayna (6)	
12:30		Lexi (8)	Alaina (8)	Isabella (6) V	
1:00			Megan (5)		
1:30		Abby (5)	1:40-2:10 Anna (4)	Josiah (4)	
2:00		Spanish 8	Spanish 7	Miyah (3)	
2:30				Isabella (6)	
3:00		Sage every other			
3:30					



Game-Changer for us...

The Teacher Binder

- Schedule on front cover
- Overall Attendance Grid (I print on cardstock, one sheet for Quarters 1-2, hole punched)
- (Payroll/Time Sheet)
- Individual Student Sheet

- 5-Finger Major Scales
- Blank Staff Paper

Name: _____ Grade: _____ Level: _____

Date (Q1: 8 weeks)	Brought Books & Notebook	5+ Practices Recorded	Parent Initials in notebook	Well-prepared with assignments (0-5)
Sept 2-5	1	3	X	3
Sept 8-12	AB			
Sept 15-19	2- No Books			0
Sept 22-26	3	7	X	5
Sept 29-Oct 3				
Oct 13-17				
Oct 20-24				
Oct 27-29 (Makeup)				
Q2: 6 weeks				
Nov 3-7				
Nov 10-14				
Nov 17-21				
Nov 24-26				
Dec 1-5				
Dec 8-12				
Dec 16-19 (makeup)				
Dec 22-23 (makeup)				

Instruction Method

Our school chose to use Faber.

The MFPA (My First Piano Adventures) breaks the Primer into 3 sets of books and is geared toward ages 4-6. I do supplement with other method books and it isn't a "one-size-fits-all" solution.


<https://pianoadventures.com/>

<http://www.alfred.com/AlfredPiano/PianoMethods.aspx>

Bastien:

<https://kjos.com/index.php/piano/methods.html>

Pace Piano; [Pace Piano](#)



Learning About Each Student

It is essential to find a connection with your student. Take the time to do this.

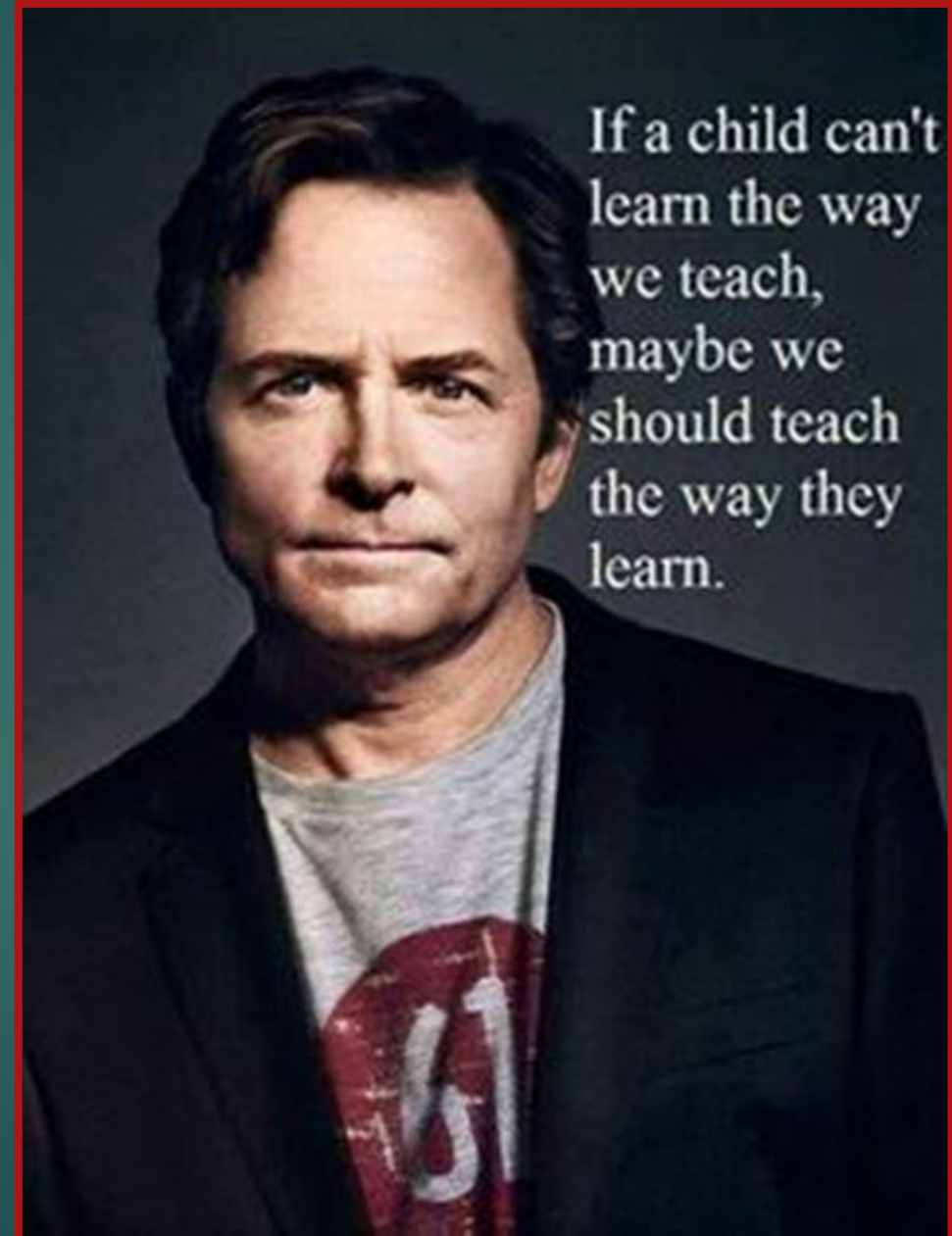
Personality

Learning Style

Learning Limitations/Adaptations


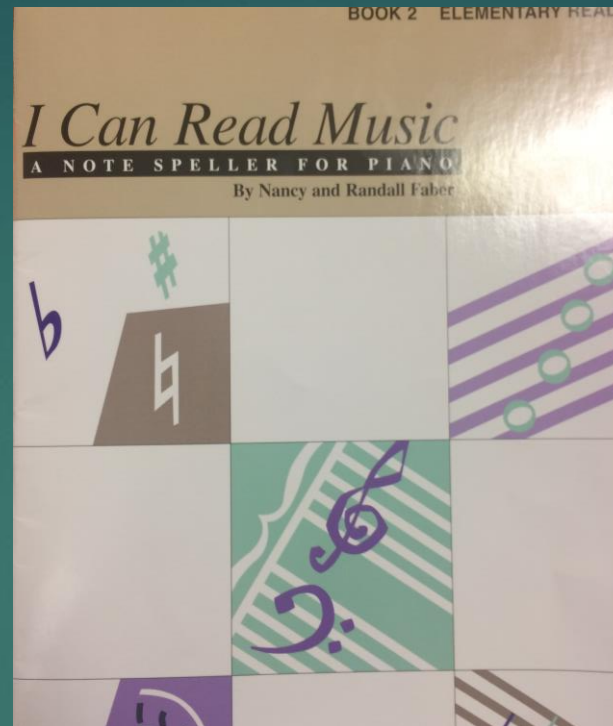
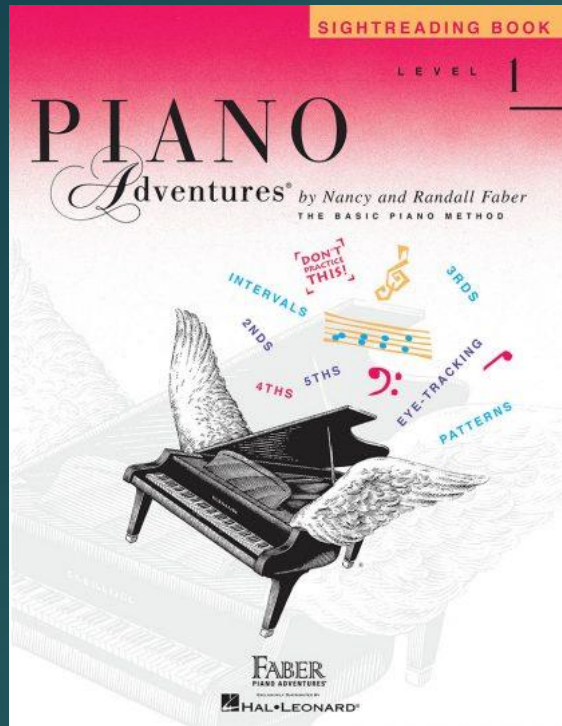
Motivation

Do not feel pressure to teach everyone at the same pace.



Nurturing Young Musicians



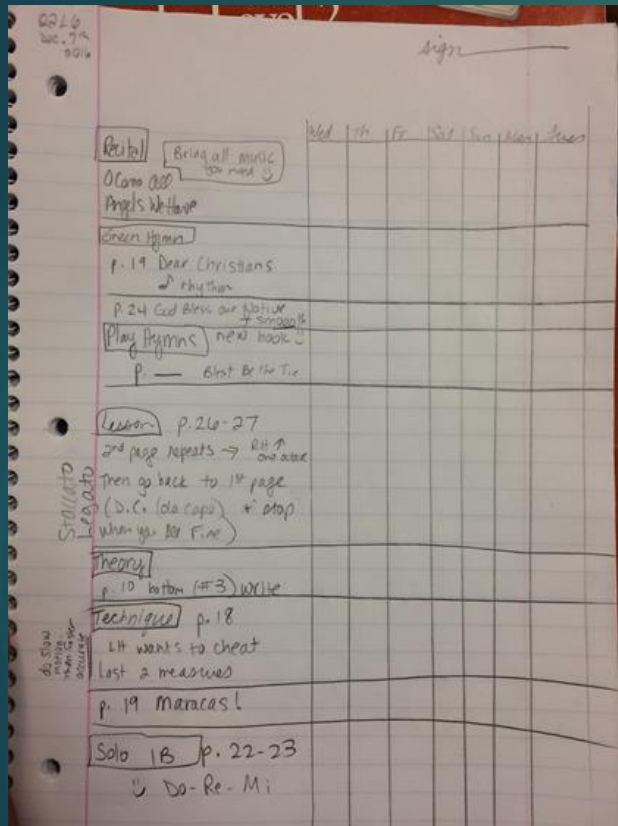


Supplementing

Transfer students – if unsure of level, then I suggest getting the sight reading book and making sure the student can play all of it before going in the next lesson.

[The Complete Pianist](#) (online free download of Level 1, pay for additional levels)

Communication with Parents-- The Notebook



Using a regular notebook works best for me. I date the top and put the Quarter Number and the Lesson Number. (Q3 L4) If the students pay you individually/weekly, you can also write that on the top. Leave a spot for the parents to sign. Write instructions by page number.



When a student passes a song, they earn a sticker. 10 Stickers= one prize from the prize bin.



Practicing- Begin strong.

“Is she/he ready for
Piano Lessons?”

I prefer to ask, “Are you (the parent) ready to spend the time it takes to teach good practice habits and make it part of the routine.”

Possible Parent Information Meeting with demonstration.
Possible “Training” provided by upper grade students.

THE “WHATCHA GONNA GET?” GRAB BAG

When you are looking for your piano student to repeat what you’ve been working on one more time, have them reach into your bag, pull out a slip, and follow one of the following instructions as they play:

1. RH one octave higher, LH one octave lower
2. Like a funeral march
4. While bopping your head to the beat
5. With your right hand behind your back
6. With your tongue out
7. While humming the RH melody
8. With your left eye closed
9. Start from the middle, play to the end, then start from the beginning and play to the middle.
10. While twitching your nose like a rabbit
11. With your RH held in the air in the Start Trek salute
12. While blinking along with the beat
13. With a teacher/student chuckle after every phrase
14. While chewing imaginary gum
15. As proper as the Queen of England
16. With the worst posture you can imagine
17. With your left ear touching your left shoulder
18. Giving a quick “double-thumbs up” every time you play a G
19. With a clap after every 8 beats
20. While stomping your right foot with the first beat of every measure
21. While fidgeting on the bench like you have ants in your pants
22. With the largest most ridiculous smile you can hold on your face

WHY YOUR CHILD CAN'T SKIP MUSIC PRACTICE TONIGHT

STUDENT 1

PRACTICES

20 MINUTES A NIGHT
5 NIGHTS A WEEK



STUDENT 2

PRACTICES

4 MINUTES A NIGHT
OR NOT AT ALL



IN ONE WEEK

100 MINUTES
OF PRACTICE

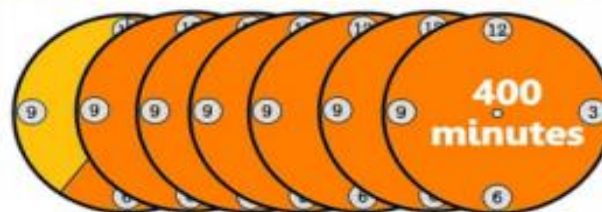


20 MINUTES
OF PRACTICE



IN ONE MONTH

400 MINUTES
OF PRACTICE



80 MINUTES
OF PRACTICE



WHICH STUDENT
DO YOU EXPECT WILL PLAY BETTER?
WOULD YOU EXPECT TO KNOW MORE?
ENJOY PLAYING THEIR INSTRUMENT MORE?
EXPECT TO BE MORE SUCCESSFUL IN MUSIC?

Practice Cheat Sheet for Not-So-Musical Parents



Where is the hardest part in this piece? Can you play JUST that part for me?



Can you play this piece for me in slow motion?



Can I play the last note in this piece? Can you show me which key to press and then nod at me when it's my turn to play?



Clap the rhythm of any measure in this piece and I will try to copy you!



Let's write a note to your teacher about today's practice session. What should we tell her?



What does this mean? (said while pointing at any marking above a music note)



Let's write some lyrics! What do you think this piece is about?



Let's surprise Grandma with a special tune. I'll phone her... when you hear me say HELLO, start to play!

Playing for Chapel

Get Hymn Instruction Schedule in July.

Find arrangements of Hymns in various levels. Start EARLY.

[Favorite Hymns by Otto Schenk \(4 Vol.\)](#)

[Alfred Hymns](#)





[Play Praise](#)

[Christmas Duets](#)

Loersch

[Hymn Favorites](#)

Write Your Own Arrangements – using free Program [Muse Score](#)



Date	Hymn	Title	Preacher	Location	Pianist
Sept. 2	38	From Heaven above	Washburn	school	Emily
Sept. 9	2	Savior of the Nations	Husby	church	Kayla
Sept. 16	341	Crown Him with Many Crowns	Marquardt	school	Mia
Sept. 23	304	Jesus Sinners Does Receive	Steinbrenner	church	Grace
Sept. 30	358	How Sweet the Name of Jesus...	Schultz	school	Madyson
Oct. 14	90	The People That in Darkness Sat	Waldschmidt	church	Haley
Oct. 21	596	Glorious in Majesty	Wittig	school	Anya
Nov. 4	282	Lord Open Now My Heart ...	Washburn	School	Cael
Nov. 11	363	The King of Glory Comes	Husby	Church	Erica
Nov. 18	609	We Praise You Oh God	Marquardt	School	Sage
Dec. 2		Christmas Service	Steinbrenner	church	Erica
Dec. 9		Christmas Service	Schultz	School	Alaina
Dec. 15		Christmas Service	Waldschmidt	church	Haley
Dec. 23		Christmas	none	none	Kayla
Jan. 6	490	Love in Christ is Strong	Wittig	School	Emily
Jan. 13	432	I Am Jesus Little Lamb	Washburn	school	Grace
Jan. 20	284	How Precious is the Book	Husby	church	Megan L.
Jan. 27	738	In Hopelessness and Near	Marquardt	school	Kayla
Feb. 10	411	What a Friends We Have....	Steinbrenner	church	Alayna P.
Feb. 17	436	Jesus Shepherd of the Sheep	Schultz	School	Alaina W.
Feb. 24	714	The Lamb	Zeamer	School	Mia
Mar. 3	485	We Give Thee But Thine Own	Waldschmidt	Church	Gretta
Mar. 10	170	Draw Us To Thee	Wittig	school	Sam
Mar. 17	111	Sweet the Moments	Washburn	school	Emma

Start Small in
Worship.

Quality vs. Quantity

Pre Service (or pre-preservice 😊)

Choosing Songs.

Timing out songs.

Modulating between songs.

Giving very best.

Leading Worship in Church

Offering – Hymn Verse – Liturgy

(Bass line)





Incentives

Our Favorite incentive at Peace Lutheran is one we start after basketball season, approximately 10 weeks before the Spring recital. Students tally their practices.

Each week, if they practice 5+ times AND get the notebook signed, they put their name on a ticket and put it in the "ticket" jar. Students also can earn tickets for having an exceptional lesson.

At the recital, we pick 3 tickets from the jar. The winners receive \$5 towards Scoop d'Ville, a local ice cream place.

We also have awards at the piano recital.

First year students receive a Piano Medal on a lanyard.

Each year after that, the student receives a gold bar, which can be pinned onto the lanyard.

If the student brings their books and notebook EACH week, they also get a gold star as an award.

If the student plays for chapel (we open that up for 5th-8th grade and above level 2A) they receive a cross pin.

We also have the "Teacher's Choice Award" for the student who is always prepared, goes above and beyond, shows initiative and has a good attitude.

Communication With Parents

Paper note in the piano bag or note in notebook.

Emails – pros and cons

Texts – one teacher I know texts the parents the night before lessons to remind them to bring the materials.

(Send a quick video file – a few times a year at least) – Many parents LONG to know what the child is like during lessons. This will make their day (and is shared with relatives and friends) and is easier than sending an email or a phone call. It is a good idea to have a relationship in place with parents- especially if you need to call about other issues later... Put this on your planner?

- Youtube – (record on your phone) quickly upload to an unlisted Youtube video, then send to the parent.
- [Record Chapel Playing](#)

[Chapel](#): link to youtube

[Lesson Video](#): link to youtube

Audio Only: VOICE RECORD PRO APP

Instead of...

How about. . .

“WHAT DO YOU THINK?”
instead of “Do this.”

“TRY IT OUT”
instead of “Listen to this.”

“CHOOSE YOUR TOOL”
instead of “Here’s what you have to use.”

“CREATE SOMETHING”
instead of “Here’s a pattern.”

“HOW ARE YOU GOING TO SOLVE THE PROBLEM?”
instead of “Here are the steps...”

“YOU KNOW THIS ALREADY? SKIP IT.”
instead of “Go ahead and do it again.”

“WHAT ARE YOU INTERESTED IN?”

instead of “We’re all studying this.”

“MISTAKES ARE LEARNING IN PROGRESS.”

instead of “You got an F. The end.”

“LET’S DO THIS...”
instead of “We can’t...”

“BUILD. MODEL. INVENT. DESIGN. INNOVATE.”

instead of “Open your books to page 26.”

Resources

Concept	Activity		
Note Reading	Note Squish Note Squish App Demo	Treble/Bass or combination. Can adjust levels by range of notes and speed. Correct letter pops up and isn't always there, which discourages guessing.	
	Name That Note! https://itunes.apple.com/us/app/name-that-note/id556292142?mt=8		
Rhythm	The Most Addicting Sheep Game (T-M-A-S-G) YouTube Demo	Tapping in rhythm. Lengthy "training" session. Wouldn't use in lessons but not bad for assigning basic rhythm	
	Rhythm Lab	built-in rhythm patterns in all sorts of meters and students can tap right on the screen and get instant feedback.	
Music Theory	Music for Little Mozarts https://itunes.apple.com/us/app/music-for-little-mozarts/id412230593?mt=8	Good beginning concepts – Low and High notes, dynamics,	\$0.99
	Tenuto	interactive keyboard	
Metronome	Perfect Ear		
	Tempo	Very customizable. Irregular meters, save beat patterns.	
Piano	Virtuoso Piano Free 2 HD (iphone)	better suited for iPad, but pretty good.	
	Perfect Piano (Android)		

Lesson Focus Aid:
<http://colourfulkeys.ie/lesson-focus-aid/>

PRACTICING:

[http://www.teachpianotoday.com/2016/09/20/no-piano-practice-happening-heres-the-parent-handout-that-i-send-](http://www.teachpianotoday.com/2016/09/20/no-piano-practice-happening-heres-the-parent-handout-that-i-send-home/)

home/

<http://www.teachpianotoday.com/2015/01/29/every-piano-parent-should-receive-this-handout-after-their-childs-first-lesson/>

<http://alanaleedesigns.blogspot.com/2008/11/sticker-reward-charts.html>

Tap practice;
<http://www.teachpianotoday.com/2013/03/18/its-simple-its-super-its-tap-practice-revolutionize-your-students-performance-prep/>

Facebook Groups I Love

[WELS FACEBOOK GROUP](#) (Note-ables (WELS) musicians & piano teachers)

[Piano Adventures Discussion Group](#)

You Tube Resources to Enjoy

<https://FaberPianoAdventures>

[https://Piano Demos](https://PianoDemos)

[Chris Brent Music](#)

Recitals/Gifts



HOW TO READ *Music*

- 1 Read & clap the rhythm.
- 2 "Airplay" and chant
- 3 Play
- 4 Identify "hot spots"
- 5 Try small chunks
- 6 Still have mistakes?

Back to the top



THE TOILET PAPER GAME

First Day of School Activity

I get the students as they enter on the first day and ask them to take some toilet paper. They look a bit confused. I tell them to take as much as they think they will need. Once they all have toilet paper, I explain to them that we will use it as a getting to know you tool. They have to share one fact about themselves for each square. Oh, the giggles and moans! The anticipation is the fun part. They are thinking "What in the world?" -Jennifer Miller