

## Morton Grove, Illinois - Renovation Pictures

Small spotlights were also installed which highlight three stone reliefs symbolizing the Trinity on the east wall of the sanctuary. Cove lighting along the sanctuary perimeter provided additional warmth to the worship setting. An easy-to-use control panel made lighting entirely dimmable. This panel makes it possible to set up a variety of lighting levels for the sanctuary as well as to focus spot lighting on select areas. This has enabled us to have a variety of lighting schemes for special services such as Tenebrae on Good Friday and Candlelight Services on Christmas Eve.



*Spotlight on one of the Trinity stone reliefs.*




*Spotlights highlight advent banners.*


This second phase of renovation commenced in the summer of 2009 and included new sanctuary flooring. The red aisle carpeting was completely removed along with the crumbling asbestos floor tile under the pews. In its place ceramic tile was laid, with different colors and sizes for the aisles (large gray tile) and under the pews (standard cream-color tile). A checkered border between the tile added aesthetic interest, as did a mosaic of the Luther Rose near the entry.



*Luther Rose mosaic invites questions.*



When the chancel flooring was similarly replaced during a third phase in the spring of 2011, two mosaic Jerusalem crosses added to the sanctuary's Christian symbolism.



*Jerusalem cross for Jerusalem church.*




The beauty of the windows attracts the eye's attention and provides good talking points with visitors, members, and children—much like the Luther Rose mosaic. Some visitors have commented on the windows and asked about them. This provides an opportunity to share the gospel message which the windows convey and that the members of Jerusalem want this good news to be the heart and focus of our mission, ministry, and worship.



*Jesus and the Children*



*The Good Shepherd*



*Sanctuary Aisle*



*Crucifix*